

SPECIFICATIONS:

MC510

RANGE	±1000 mV
RESOLUTION	1 mV
ACCURACY (@25°C)	±5 mV
SETPPOINT	0 to 600 mV
ALARM	active when the measure is lower/higher than setpoint depending on user selection
OUTPUT POWER SOCKET	active when the measure is higher/lower than selected setpoint (5A max) depending on user selection
ORP ELECTRODE	MA921B/2 (included)
ENVIRONMENT	0 to 50°C, 95% RH max.
POWER SUPPLY	12 VDC (included)
POWER DRIVERS	2A, 60Hz or 230VAC, 1A, 50Hz
DIMENSIONS	148.5 x 82.5 x 32 mm
WEIGHT	180 g (meter only)

OPTIONAL ACCESSORIES:

MA921B/2	ORP Electrode with BNC connector and 2m cable
M10000B	Electrode rinse solution, 20 mL sachet (25 pcs)
MA9015	Electrode storage solution, 220 mL bottle

WARRANTY:

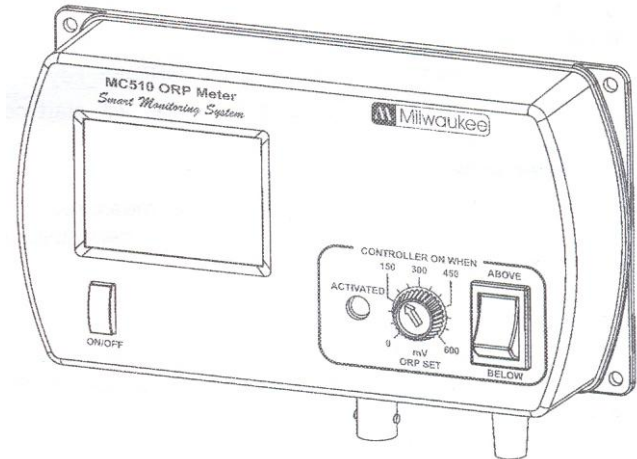
This instrument is warranted from all defects in materials and manufacturing for a period of two years from the date of purchase. The electrode is warranted for a period of 6 months.

If during this period, the repair or replacement of parts is required, where the damage is not due to negligence or erroneous operation by the user, please return the parts to either dealer or our office and the repair will be effected free of charge

Note: We reserve the right to modify the design, construction and appearance of our products without advance notice.

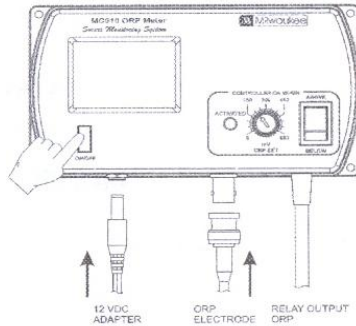
**PORTABLE
ORP METER
MODEL: MC510**

Smart Monitoring System



OPERATION:

- Connect the supplied 12 VDC power adapter to the meter and to the mains line.
- Connect the ORP electrode to the BNC socket on the bottom of the meter.
- Always remove the electrode protective cap before taking any measurement. If the electrode has been left dry, soak the tip (bottom 2.5 cm) in rinse solution (M10000B) for a few minutes to reactivate it.
- Turn the instrument on by pressing the ON/OFF key.
- Allow the reading to stabilize and the meter will start continuous monitoring.
- The meter is factory calibrated.
- A blinking alarm will indicate when the measured ORP value is lower or higher than the setpoint, depending on user selection.

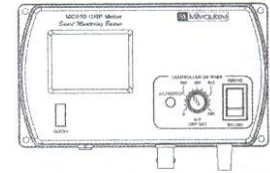


NOTE:

- The power contact is not protected by fuse inside the meter. It is recommended to protect it outside, against failure.
- **WARNING:** when the alarm led is blinking, the mains voltage is present in the output power socket.

SETPOINT:

- The setpoint can be selected by adjusting the central front knob to the desired value.
- The selectable range for **MC510** is from 0 to 600 mV.
- The nature of the setpoint can be selected by setting the switch to the desired position (ABOVE or BELOW).



INSTALLATION PROCEDURE:

